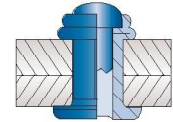
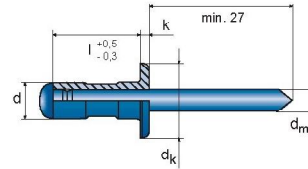




Multirip Blind Rivet OPTO®

OPTO®

Steel / Steel Dome Head -open-



d	l		dk	k	dm	No.	
3,2	9,0	1,1 – 4,0	7,2	0,9	2,1	10.607.032.090	500

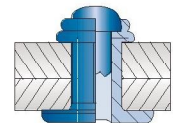
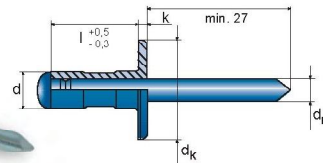

3,3 mm 1500 N 1700 N

d	l		dk	k	dm	No.	
4,0	11,0	1,4 – 5,0	8,1	1,2	2,7	10.607.040.110	500

4,1 mm 1950 N 2350 N

Countersunk types available on request.

Steel / Steel Large Dome Head -open-



d	l		dk	k	dm	No.	
4,8	10,3	1,0 – 5,0	16,1	1,6	3,4	10.677.048.103	500
	16,9	5,0 – 10,0				10.677.048.169	500

4,9 mm 2050 N 2940 N



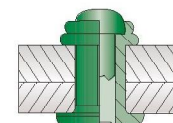
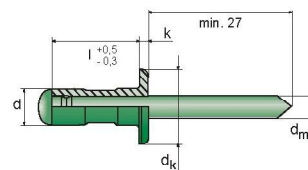
► For the perfect tool take a look into chapters 8 and 9 on pages 117 and 125!



1 **4**

Multirip Blind Rivet OPTO®

Stainless Steel / Stainless Steel Dome Head -open-



d	l		dk	k	dm	No.	
3,2	8,0	1,0 – 4,0	6,3	0,9	2,1	10.618.032.080	500

3,3 mm 1600 N 2000 N

4,0	10,0	1,5 – 4,5	7,9	1,3	2,8	10.618.040.100	500
	12,0	2,5 – 6,5				10.618.040.120	500
	15,0	4,5 – 9,5				10.618.040.150	500

4,1 mm 2700 N 3500 N

d	l		dk	k	dm	No.	
4,8	10,3	1,5 – 6,0	9,8	1,8	3,4	10.618.048.103	500
	12,7	2,5 – 7,5				10.618.048.127	500

4,9 mm 3900 N 5000 N

► Further blind rivets with large grip ranges made from stainless steel in diameter 6,4 mm you can find as high strength version **FERO®-BOLT** on page 43.